



Hybrid type, self-regulating centrifugal roof fans, low profile, horizontal outlet to fit directly to a circular duct for ventilating homes and small work spaces. Complying with the new Technical Building Code, for ventilating homes and small work spaces, centrifugal backward curved impeller in galvanised sheet steel protected by black polyester paint, an aluminium cover, galvanized sheet steel bird-proof guard, duct connection flange seal, an external rotor EC motor, thermal protection, and IP55 on-off switch, which can be moved away from the fan.

CTBH ECOWATT range fans start up automatically when temperature conditions do not permit sufficient natural air circulation.




Constant
airflow



Specific applications



Multi
dwelling
blocks



IP55 on-off switch, can be moved away from the fan.




CTBH ECOWATT fitted onto a circular duct.



Bird proof guard
Steel finger proof guard.



PROSYS CTBH Programming device, supplied as accessory.
Enables the operating parameters to be set.



Temperature probe.

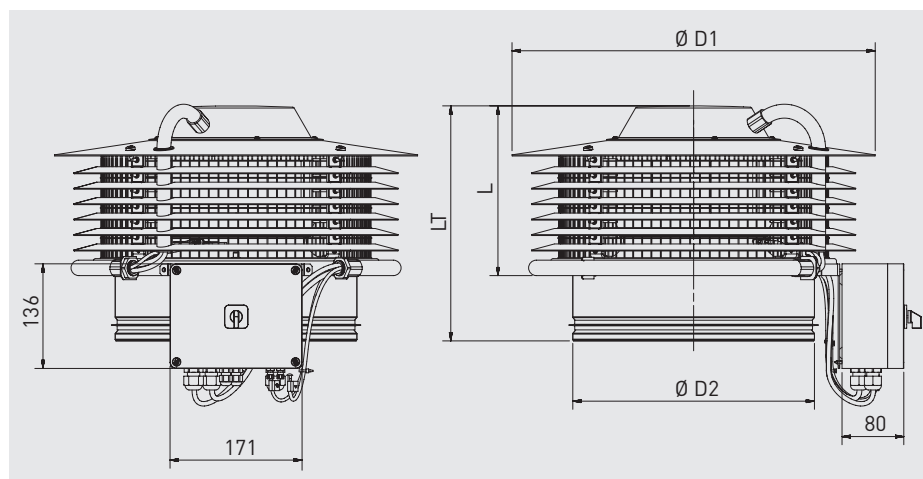
TECHNICAL CHARACTERISTICS

Model	Maximum absorbed current (A)	Maximum absorbed power (W)	Maximum airflow at 40Pa (m ³ /h)	Weight (kg)	Sound pressure level 70% of the maximum airflow - 40Pa (dB(A))	
					Inlet	Radiated
CTBH/4-500/200 ECOWATT	0,19	27	500	7	51	57
CTBH/4-800/250 ECOWATT	0,32	47	800	8,5	58	64
CTBH/4-1300/315 ECOWATT	0,62	91	1.300	10	58	63

Adjusting operation according to temperature

Number of storeys in the building	Working temperature
1 to 5	> 0°C
6 to 10	> 5°C
11 to 15	> 10°C
≥ 16	> 15°C

DIMENSIONS (mm)



Model	D1	D2	L1	L2
CTBH-500 ECOWATT	410	200	156	242
CTBH-800 ECOWATT	470	250	179	266
CTBH-1300 ECOWATT	470	315	202	288

PERFORMANCE CURVES

- q_v : Airflow in m^3/h .
- p_{sf} : Static pressure in Pa.
- Absorbed power in W.
- Performance data in accordance with ISO 5801 and AMCA 210-99 Standards.

