



**Characteristics**

Grilles for circular ducts 20 mm pitch.

**Material**

Galvanized steel, or painted in RAL 9010, RAL 9016, RAL 7035. Models made of stainless steel AISI 304, 2B or BA finish, are available on demand.

**Fixing**


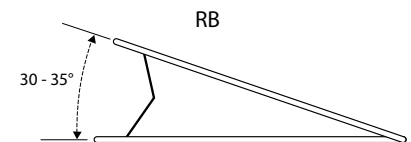
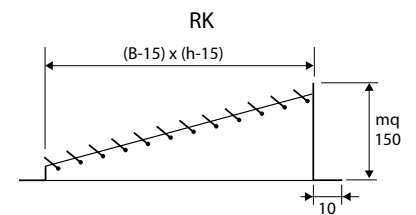
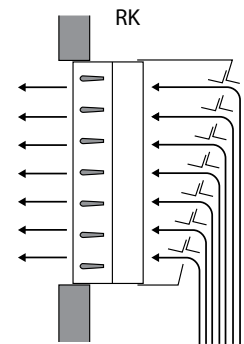
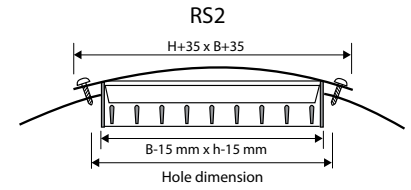
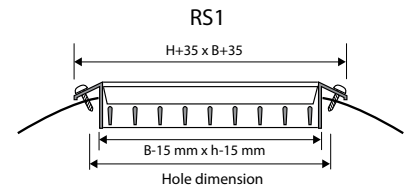
Frontal screws.

**Models**

RSE1: Circular grille adaptable to all diameters of duct'  
 RSE2: Circular grille with the exact diameter of duct  
 RSE1: Grille with single row of horizontal bars  
 RSD2: Grille with single row of vertical bars  
 RSE1-2: Grille with double row of bars (frontal horizontal, back vertical)  
 RSD1-2: Grille with double row of bars (frontal vertical, back horizontal)

**Accessories**

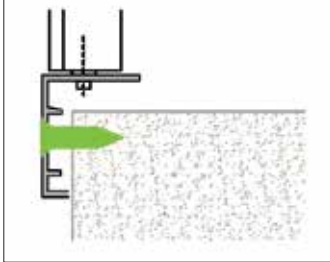
R: Opposed blade damper  
 RB: Single blade deflecting damper  
 RK: Getting damper  
 RS: Sliding damper



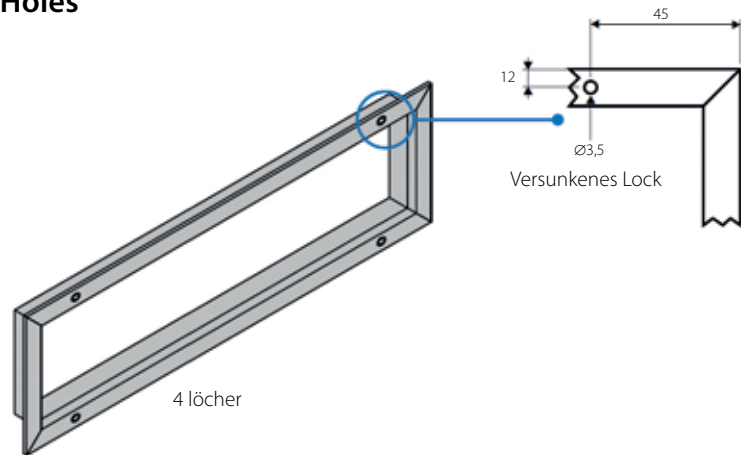
RS

## Type of fixing

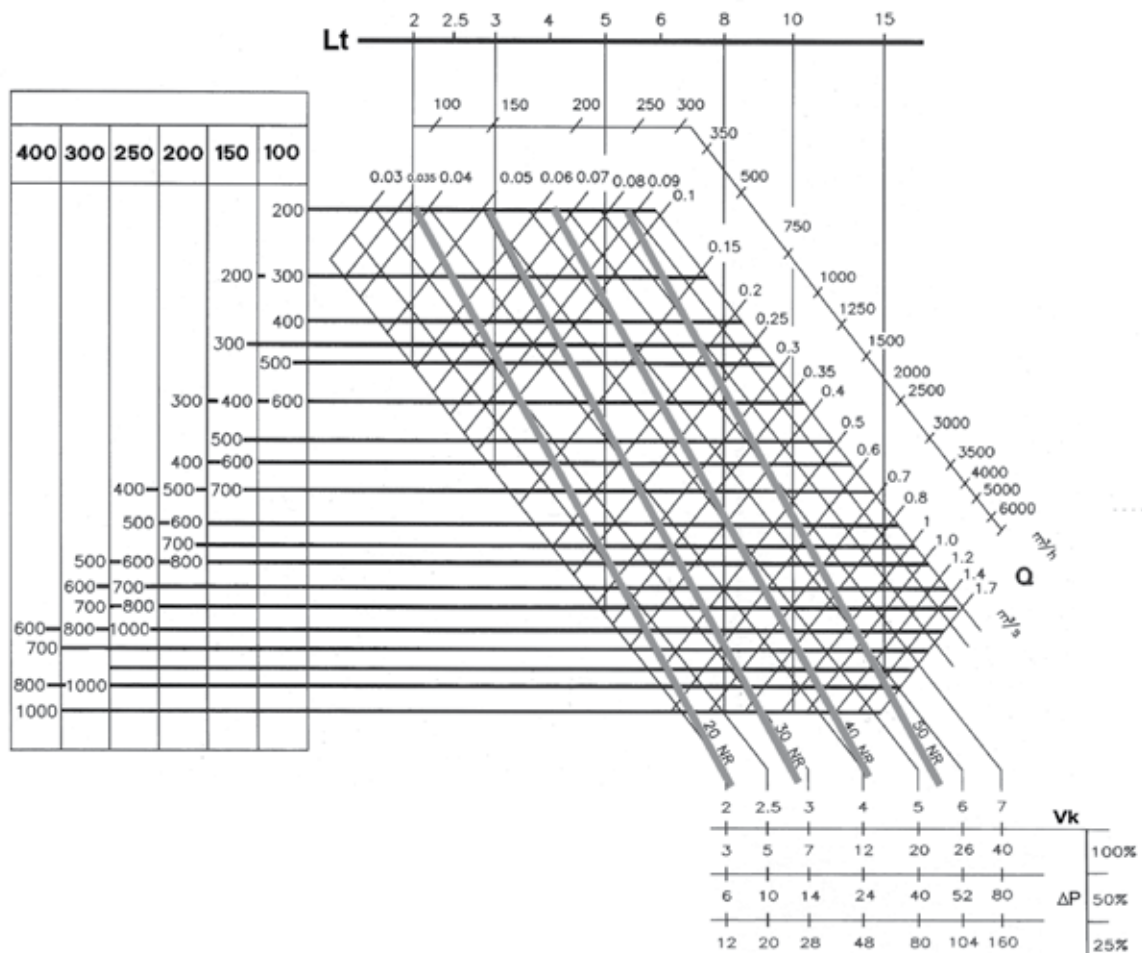
Fixing with screws



## Holes

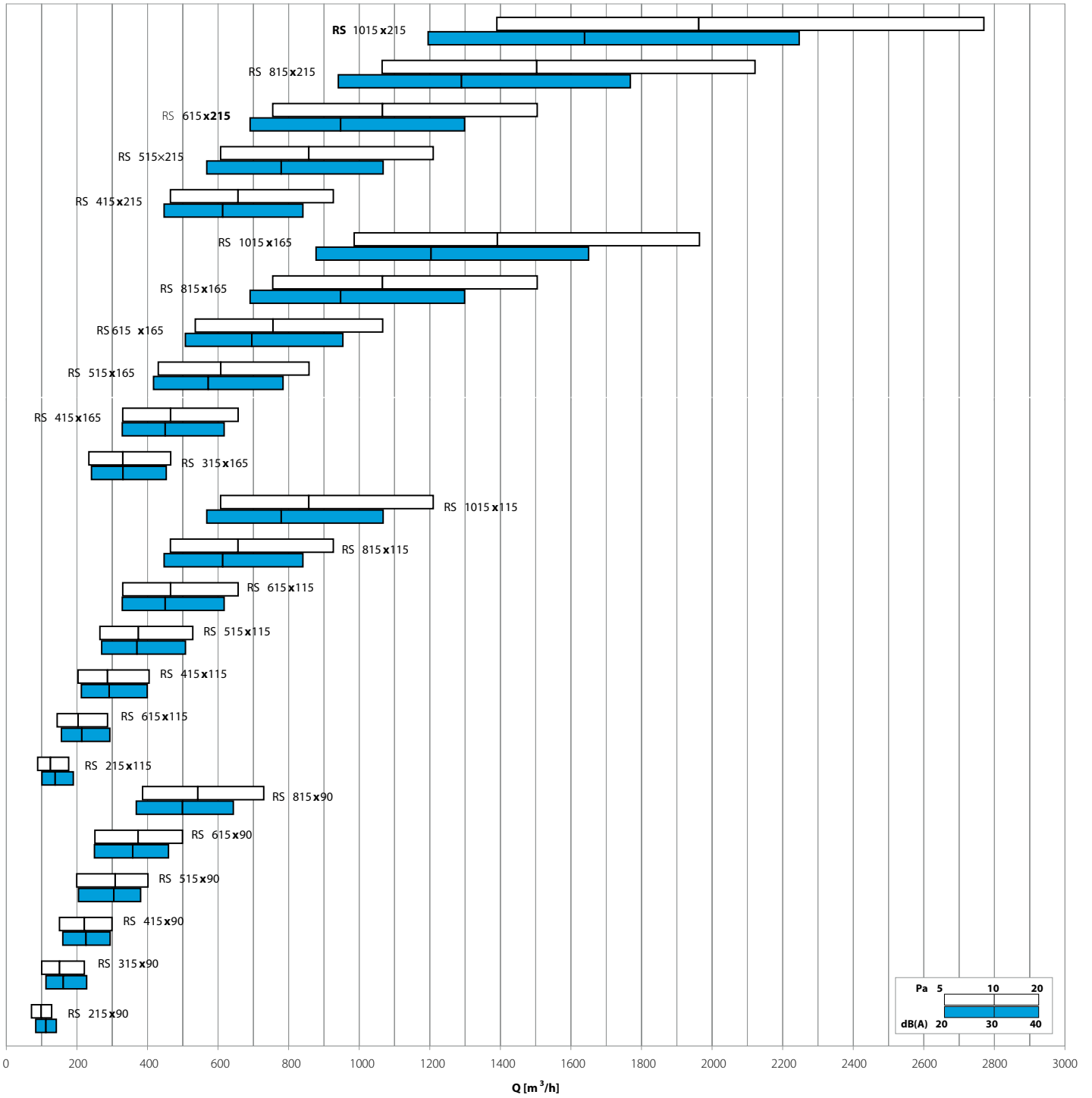


## Air velocity, pressure difference, sound power



SYMBOL	DESCRIPTION
$Q$	Volume flow ( $m^3/s, m^3/h$ )
$L_{WA}$	Sound power level
$DP$	Pressure difference (Pa)
$V_k$	Air velocity (m/s)
$L_t$	Jet throw (m)

## Quick Selection Diagram



## Selection table

Model	A <sub>k</sub> [m <sup>2</sup> ]	Q [m <sup>3</sup> /h]		L <sub>WA</sub> [dB(A)]		X <sub>(0,25)</sub> [m]		D <sub>pt</sub> [Pa]	
		min	max	min	max	min	max	min	max
RJ 215x90	0,007275	70	135	-	37	2	2,8	5	20
RS 315x90	0,011775	100	220	-	38	2,3	3,3	5	20
RS 415x90	0,016575	150	300	-	40	2,5	3,7	5	20
RS 515x90	0,216750	200	400	-	40	2,7	4,2	5	20
RS 615x90	0,026925	250	500	20	41	3	4,6	5	20
RS 815x90	0,038025	370	730	22	42	3,4	5,4	5	20
RS 215x115	0,0097	90	180	-	38	2,6	3,5	5	20
RS 315x115	0,0157	140	290	-	40	2,8	4,0	5	20
RS 415x115	0,0221	200	400	-	40	3,1	4,4	5	20
RS 515x115	0,0289	270	530	-	41	3,3	4,9	5	20
RS 615x115	0,0359	330	660	20	42	3,5	5,3	5	20
RS 815x115	0,0507	470	930	22	43	3,5	5,3	5	20
RS 1015x115	0,0662	610	1210	22	44	4,2	6,7	5	20
RS 315x165	0,0255	230	470	-	41	3,2	4,7	5	20
RS 415x165	0,0359	330	660	20	42	3,5	5,3	5	20
RS 515x165	0,0469	430	860	21	43	3,8	5,9	5	20
RS 615x165	0,0584	540	1070	22	44	4,1	6,4	5	20
RS 815x165	0,0823	760	1500	23	45	4,6	7,3	5	20
RS 1015x165	0,1074	990	1960	24	45	5,0	8,2	5	20
RS 415x215	0,0507	470	930	22	43	3,9	6,1	5	20
RS 515x215	0,0662	610	1210	22	44	4,2	6,7	5	20
RS 615x215	0,0823	760	1500	23	45	4,6	7,3	5	20
RS 815x215	0,1161	1060	2120	24	46	5,1	8,5	5	20
RS 1015x215	0,1515	1390	2770	25	47	5,7	9,6	5	20

## Ordering key

**RSD1 - 2R - / 415 x 115**

