

### CARATTERISTICHE:

Bocchette ad alette fisse con deflessione 0° o 15°. Telaio 13 mm.

### COSTRUZIONE:

Alluminio anodizzato.

### IMPIEGO:

A parete o su fan-coils, in mandata e ripresa. Altezza di installazione: 2,5-3,1 m.

### FISSAGGIO:

- Clips.
- Fissaggio con viti sul plenum.

### ACCESSORI:

Serranda di taratura in acciaio zincato con alette a movimento contrapposto.

### CHARACTERISTICS:

Grilles with fixed blades with 0° or 15° deflection. Frame 13 mm.

### CONSTRUCTION:

Anodized aluminium.

### UTILIZATION:

For wall and fan-coils installation, and for air intake and delivery. Installation height: 2,5-3,1 m.








### FIXING:

- Clips.
- Fixing by screws on the plenum.

### ACCESSORIES:

Calibration damper made of galvanized steel and fins with opposite movement.

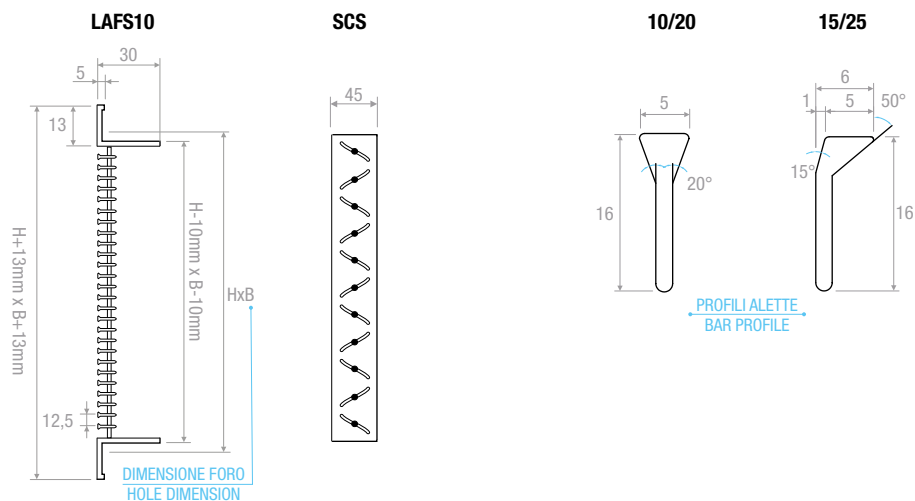
## PREZZI - PRICES

						
BxH	LAFS10 LAFS15	SCS	PBZS1	PBZS1	PBZS2	PBZS2
mm	€	€	€	€	€	€
400x75						
500x75						
600x75						
800x75						
1000x75						
1200x75						
200x100						
300x100						
400x100						
500x100						
600x100						
800x100						
1000x100						
1200x100						
300x125						
400x125						
500x125						
600x125						
800x125						
1000x125						
1200x125						
300x150						
400x150						
500x150						
600x150						
800x150						
1000x150						
1200x150						
300x200						
400x200						
500x200						
600x200						
800x200						
1000x200						
1200x200						
400x300						
500x300						
600x300						
800x300						
1000x300						
1200x300						
800x400						
1000x400						
1200x400						

### VERNICIATURA - PAINTING:

Colori RAL 9010 - 9016: + 15% - Color RAL 9010 - 9016: + 15%  
Altri colori: prezzi a richiesta - Different colors: prices on request

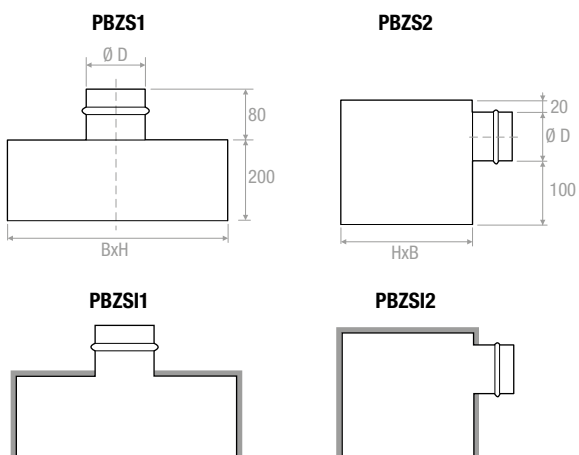
## DISEGNI - DRAWINGS



## MODELLI - MODELS

**LAFS10**: Bocchetta a barre orizzontali fisse a deflessione 0° - Fixed horizontal bar grille deflection 0°

**LAFS15**: Bocchetta a barre orizzontali fisse a deflessione 15° - Fixed horizontal bar grille deflection 15°



Plenum senza pieghe su punto di appoggio della griglia  
Plenum without bends on the support point of the grille

Plenum isolato esternamente spessore 6 mm  
Plenum externally insulated thickness 6 mm

DIAGRAMMA SCELTA RAPIDA - QUICK SELECTION DIAGRAM

GRI

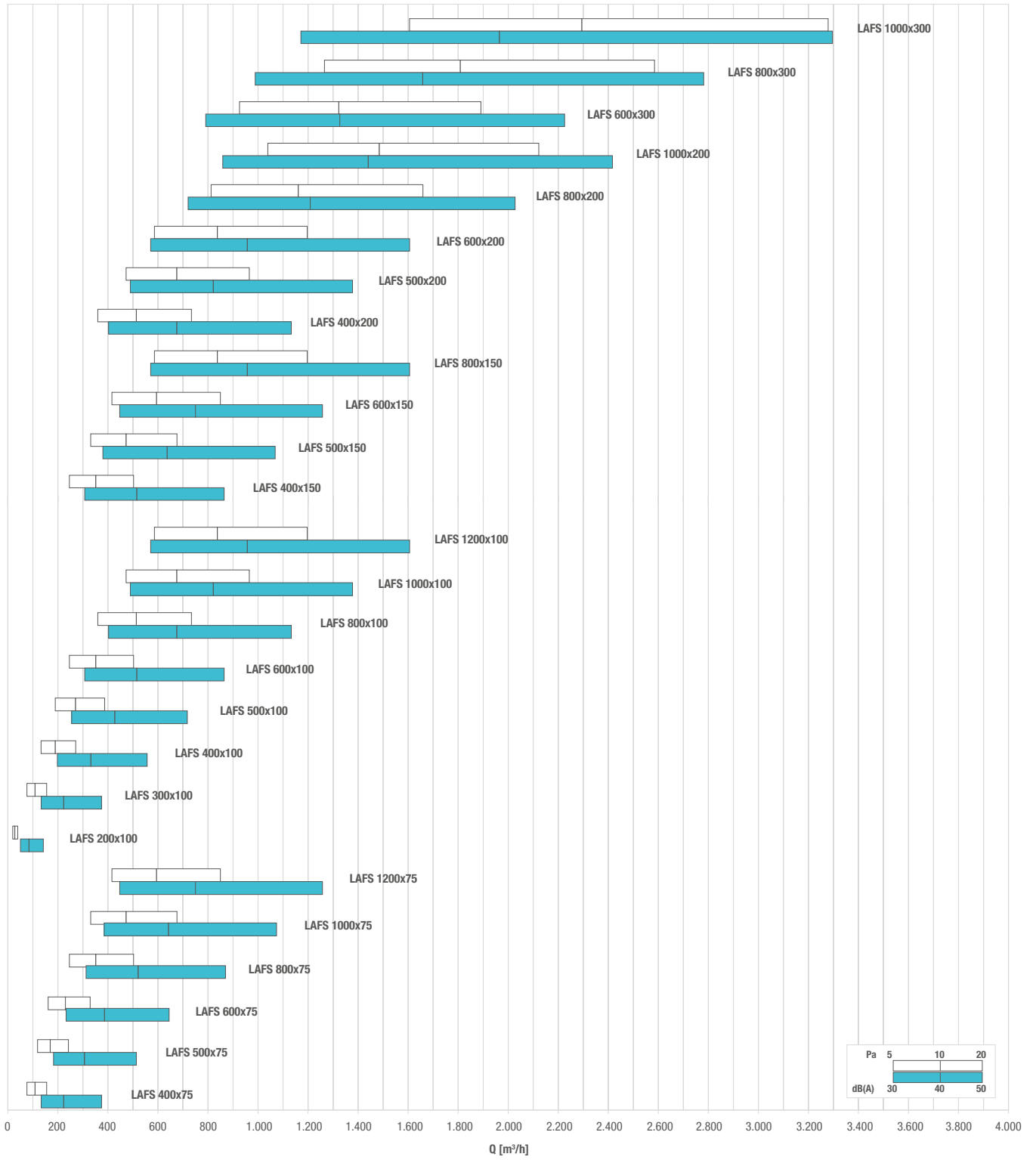


TABELLA DI SELEZIONE - SELECTION TABLE

Modello - Model	A <sub>x</sub> [m <sup>2</sup> ]	Q [m <sup>3</sup> /h]		L <sub>wa</sub> [dB(A)]		X <sub>(0,25)</sub> [m]		Dp <sub>t</sub> [Pa]	
		min	max	min	max	min	max	min	max
LAFS 400x75	0,0083	80	160	20	34	3,5	6,6	5	20
LAFS 500x75	0,0129	120	240	22	35	4,2	8,0	5	20
LAFS 600x75	0,0176	160	330	23	37	4,8	9,4	5	20
LAFS 800x75	0,0268	250	500	26	39	6,1	11,7	5	20
LAFS 1000x75	0,0361	330	680	27	41	6,9	13,8	5	20
LAFS 1200x75	0,0453	420	850	29	42	7,9	15,5	5	20
LAFS 200x100	0,0021	50	100	20	31	1,9	3,3	5	20
LAFS 300x100	0,0083	80	160	20	34	3,5	6,6	5	20
LAFS 400x100	0,0145	130	270	22	36	4,3	8,5	5	20
LAFS 500x100	0,0206	190	390	24	38	5,3	10,3	5	20
LAFS 600x100	0,0268	250	500	26	39	6,1	11,7	5	20
LAFS 800x100	0,0392	360	730	28	41	7,3	14,2	5	20
LAFS 1000x100	0,0515	470	970	29	43	8,3	16,6	5	20
LAFS 1200x100	0,0638	590	1200	31	44	9,4	18,6	5	20
LAFS 400x125	0,0206	190	390	24	38	5,3	10,3	5	20
LAFS 500x125	0,0284	260	530	26	40	6,1	12,1	5	20
LAFS 600x125	0,0361	330	680	27	41	6,9	13,8	5	20
LAFS 800x125	0,0515	470	970	29	43	8,3	16,6	5	20
LAFS 1000x125	0,0669	610	1250	31	45	9,5	19,0	5	20
LAFS 1200x125	0,0823	760	1540	32	46	10,7	21,2	5	20
LAFS 300x150	0,0176	160	330	23	37	4,8	9,4	5	20
LAFS 400x150	0,0268	250	500	26	39	6,1	11,7	5	20
LAFS 500x150	0,0361	330	680	27	41	6,9	13,8	5	20
LAFS 600x150	0,0453	420	850	29	42	7,9	15,5	5	20
LAFS 800x150	0,0638	590	1200	31	44	9,4	18,6	5	20
LAFS 1000x150	0,0823	760	1540	32	46	10,7	21,2	5	20
LAFS 1200x150	0,1008	930	1890	33	47	11,9	23,7	5	20
LAFS 300x200	0,0268	250	500	26	39	6,1	11,7	5	20
LAFS 400x200	0,0392	360	730	28	41	7,3	14,2	5	20
LAFS 500x200	0,0515	470	970	29	43	8,3	16,6	5	20
LAFS 600x200	0,0638	590	1200	31	44	9,4	18,6	5	20
LAFS 800x200	0,0885	810	1660	32	46	11,0	22,1	5	20
LAFS 1000x200	0,1132	1040	2120	34	47	12,6	25,2	5	20
LAFS 1200x200	0,1379	1270	2590	35	49	14,0	28,0	5	20
LAFS 400x300	0,0638	590	1200	31	44	9,4	18,6	5	20
LAFS 500x300	0,0823	760	1540	32	46	10,7	21,2	5	20
LAFS 600x300	0,1008	930	1890	33	47	11,9	23,7	5	20
LAFS 800x300	0,1379	1270	2590	35	49	14,0	28,0	5	20
LAFS 1000x300	0,1749	1610	3280	36	50	15,8	31,8	5	20
LAFS 1200x300	0,2119	1950	3970	37	51	17,5	35,2	5	20
LAFS 1000x400	0,2366	2170	4440	38	52	18,5	37,4	5	20
LAFS 1200x400	0,2859	2630	5360	39	53	20,5	41,4	5	20

