




## PREZZI - PRICES

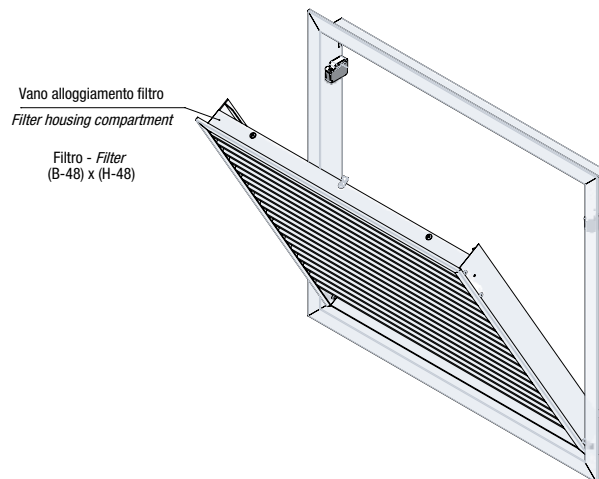
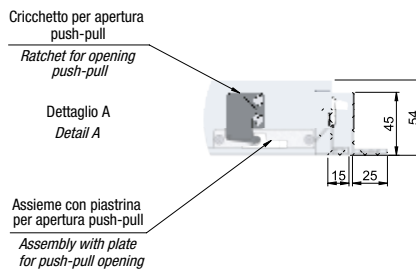
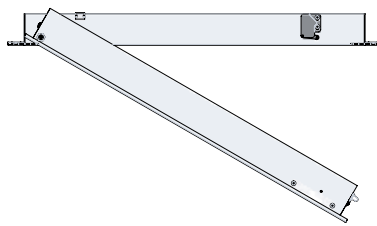
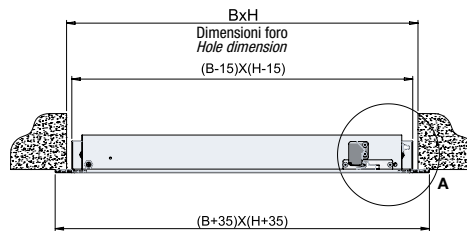
	DIMENSIONE - DIMENSION B mm						
	200	300	400	500	600	800	1000
H mm	€	€	€	€	€	€	€
200							
300							
400							
500							
600							

N.B.: prezzi con filtro incluso - prices with filter included

## VERNICIATURA - PAINTING:

Colori RAL 9010 - 9016: + 15% - Color RAL 9010 - 9016: + 15%  
Altri colori: prezzi a richiesta - Different colors: prices on request

## DISEGNI - DRAWINGS



## CARATTERISTICHE:

Griglia di ripresa portafiltro ad alette fisse inclinate di 45° per l'alloggiamento e la sostituzione del filtro.

## COSTRUZIONE:

Alluminio anodizzato.

## IMPIEGO:

A parete/soffitto in ripresa.

## FISSAGGIO:

Con clips (con viti a richiesta obbligatorio per installazione a solaio).

## CHIUSURA:

Con push/pull.

## CHARACTERISTICS:

Return filter grille (bers inclined 45°). Removable core for filter insertion and removal.

## CONSTRUCTION:

Anodized aluminium.

## UTILIZATION:

For wale/ceiling installation and for air intake.


## FIXING:

By clips (frontal screws on request mandatory for ceiling installation).

## CLOSING:

By push/pull.

## DIMENSIONI FILTRO - FILTER DIMENSIONS

 H mm	Dimensione - Dimension <b>B</b> mm						
	200	300	400	500	600	800	1000
<b>200</b>	152x152	252x152	352x152	452x152	552x152	752x152	952x152
<b>300</b>	152x252	252x252	352x252	452x252	552x252	752x252	952x252
<b>400</b>	152x352	252x352	352x352	452x352	552x352	752x352	952x352
<b>500</b>	152x452	252x452	352x452	452x452	552x452	752x452	952x452
<b>600</b>	152x552	252x552	352x552	452x552	552x552	752x552	952x552

## DIAGRAMMA SCELTA RAPIDA - QUICK SELECTION DIAGRAM

## TABELLA DI SELEZIONE - SELECTION TABLE

Pag. 224-225

DIAGRAMMA SCELTA RAPIDA - QUICK SELECTION DIAGRAM

GRI

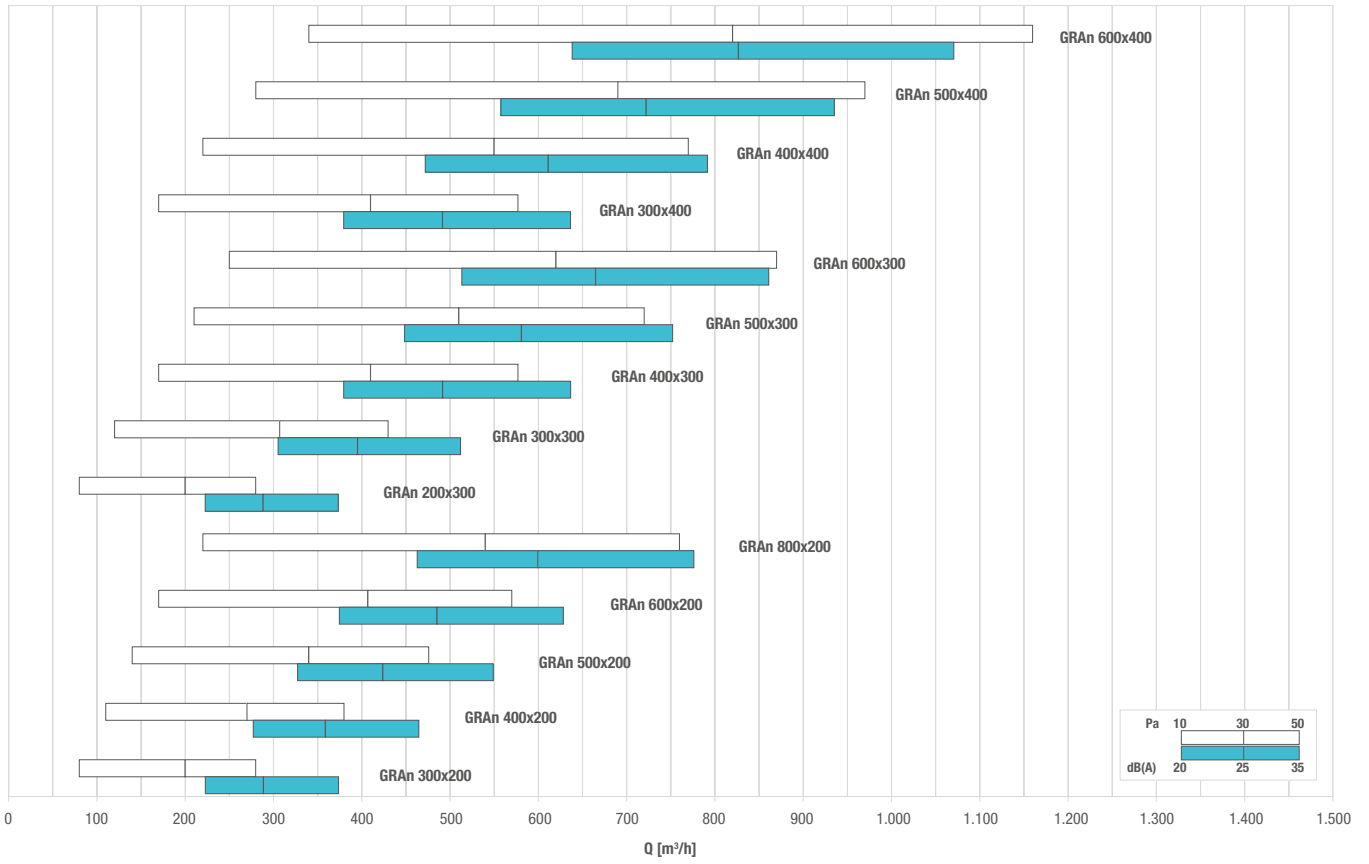


TABELLA DI SELEZIONE - SELECTION TABLE

Modello - Model	A <sub>k</sub> [m <sup>2</sup> ]	Q [m <sup>3</sup> /h]		L <sub>WA</sub> [dB(A)]		Dp <sub>t</sub> [Pa]	
		min	max	min	max	min	max
GRA n° 200x200	0,0227	50	190	-	23	10	50
GRA n° 300x200	0,0353	80	280	-	24	10	50
GRA n° 400x200	0,0478	110	380	-	26	10	50
GRA n° 500x200	0,0604	140	480	-	27	10	50
GRA n° 600x200	0,0730	170	570	-	28	10	50
GRA n° 800x200	0,0982	220	760	-	30	10	50
GRA n° 200x300	0,0352	80	280	-	24	10	50
GRA n° 300x300	0,0548	120	430	-	27	10	50
GRA n° 400x300	0,0744	170	580	-	28	10	50
GRA n° 500x300	0,0940	210	720	-	29	10	50
GRA n° 600x300	0,1136	250	870	-	30	10	50
GRA n° 800x300	0,1528	330	1160	-	32	10	50
GRA n° 200x400	0,0478	110	380	-	26	10	50
GRA n° 300x400	0,0744	170	580	-	28	10	50
GRA n° 400x400	0,1010	220	770	-	29	10	50
GRA n° 500x400	0,1276	280	970	-	31	10	50
GRA n° 600x400	0,1542	340	1160	-	32	10	50
GRA n° 800x400	0,2073	460	1560	-	33	10	50
GRA n° 200x500	0,0603	140	480	-	27	10	50
GRA n° 300x500	0,0939	210	720	-	29	10	50
GRA n° 400x500	0,1275	280	960	-	31	10	50
GRA n° 500x500	0,1611	350	1210	-	32	10	50
GRA n° 600x500	0,1947	420	1460	-	33	10	50
GRA n° 800x500	0,2619	560	1960	-	34	10	50
GRA n° 200x600	0,0729	160	570	-	28	10	50
GRA n° 300x600	0,1135	250	870	-	30	10	50
GRA n° 400x600	0,1541	340	1160	-	32	10	50
GRA n° 500x600	0,1947	430	1460	-	33	10	50
GRA n° 600x600	0,2353	510	1760	-	34	10	50
GRA n° 800x600	0,3165	690	2350	-	35	10	50
GRA n° 200x800	0,0980	220	760	-	30	10	50
GRA n° 300x800	0,1526	330	1160	-	32	10	50
GRA n° 400x800	0,2072	440	1560	-	33	10	50
GRA n° 500x800	0,2618	560	1960	-	34	10	50
GRA n° 600x800	0,3164	680	2350	-	35	10	50
GRA n° 800x800	0,4256	910	3150	-	37	10	50