

CARATTERISTICHE:

Griglie di ripresa ad alette fisse inclinate di 45° passo 25 mm.

COSTRUZIONE:

Alluminio anodizzato.

IMPIEGO:

A parete, in ripresa.

FISSAGGIO:

- Fissaggio standard con clips.
- Fori per viti a richiesta.
- Calamite a richiesta (CL).
- Morsetti a richiesta (KC).

ACCESSORI:

- Plenum in acciaio zincato standard o isolato.
- Serranda di taratura in acciaio zincato con alette a movimento contrapposto.
- Controtelaio di montaggio in lamiera di acciaio zincata.

CHARACTERISTICS:

Return grilles with fixed and 45° inclined bars 25 mm pitch.

CONSTRUCTION:

Anodized aluminium.

UTILIZATION:

For wall installation and for air intake.

FIXING:

- Standard fixing by clips.
- Holes for screws upon request.
- Magnets on request (CL).
- Lock upon request (KC).

ACCESSORIES:

- Galvanized steel plenum, standard or insulated.
- Calibration damper made of galvanized steel and fins with opposite movement.
- Mounting counterframes made of galvanized steel sheet.








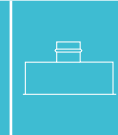
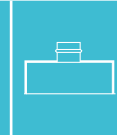
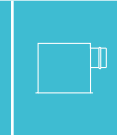

PREZZI - PRICES

■ STOCK

BxH	GRA	GRAR	GRARZ	GRARSS	SC	CT CTKC	PBZ1	PBZ11	PBZ2	PBZ12
mm	€	€	€	€	€	€	€	€	€	€
200x100	■				■					
300x100	■				■					
400x100	■				■					
500x100	■				■					
• 600x100	■									
• 800x100										
• 1000x100										
• 1200x100										
200x150	■				■					
300x150	■				■					
400x150	■				■					
500x150	■				■					
• 600x150	■				■					
• 800x150										
• 1000x150										
• 1200x150										
200x200										
300x200	■				■					
400x200	■				■					
500x200	■				■					
• 600x200	■				■					
• 800x200										
• 1000x200										
• 1200x200										
200x300										
300x300										
400x300	■				■					
500x300	■				■					
• 600x300	■				■					
• 800x300										
• 1000x300										
• 1200x300										
200x400										
300x400										
400x400										
500x400										
• 600x400										
• 800x400										
• 1000x400										
• 1200x400										
200x500										
300x500										
400x500										
500x500										
• 600x500										

• Rinforzo intermedio - Intermediate reinforcing

PREZZI - PRICES

										
BxH	GRA	GRAR	GRARZ	GRARSS	SC	CT CTKC	PBZ1	PBZ11	PBZ2	PBZ12
mm	€	€	€	€	€	€	€	€	€	€
• 800x500										
• 1000x500										
• 1200x500										
200x600										
300x600										
400x600										
500x600										
• 600x600										
• 800x600										
• 1000x600										
• 1200x600										
200x800										
300x800										
400x800										
500x800										
• 600x800										
• 800x800										
• 1000x800										
• 1200x800										
595x595 E.C. esterno cornice overall size										

Per misure fuori tabella prezzi a richiesta - For bigger sizes prices on request

• Rinforzo intermedio - Intermediate reinforcing

VERNICIATURA - PAINTING:

Colori RAL 9010 - 9016: + 15% - Color RAL 9010 - 9016: + 15%

Altri colori: prezzi a richiesta - Different colors: prices on request

DESCRIZIONI - DESCRIPTIONS:

GRA: Griglia di ripresa passo 25 mm - Return grille (25 mm between bars)

GRAR: Griglia di ripresa passo 25 mm con rete antivolatile - Return grille (25 mm between bars) with bird mesh

GRARZ: Griglia di ripresa passo 25 mm con rete anti insetto (zanzariera) - Return grille (25 mm between bars) with insect screen.

GRARSSA: Griglia di ripresa passo 25 mm con rete antivolatile e serranda di sovrappressione a gravità (aspirazione) - Return grille (25 mm between bars) with bird mesh and overpressure damper (aspiration)

GRARSSSE: Griglia di ripresa passo 25 mm con rete antivolatile e serranda di sovrappressione a gravità (espulsione) - Return grille (25 mm between bars) with bird mesh and overpressure damper (expulsion)

ESECUZIONI SU RICHIESTA - AVAILABLE ON REQUEST:

Griglia completa di tegolo anti pioggia +TEG +5% AUM - Grille with rain-proof panel +TEG +5% INCREASE

ACCESSORI - ACCESSORIES:

SC: Serranda di tarature ad alette con movimento contrapposto - Opposed blade damper

CT: Controtelaio di fissaggio in lamiera d'acciaio zincata - Counterframes in galvanised steel sheet profile section

CTKC: Controtelaio di fissaggio in acciaio zincato per gancetti KC - Counterframe in galvanised steel for clamps KC

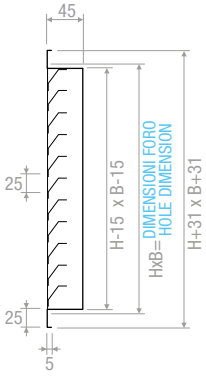
PBZ: Plenum di raccordo - Connecting plenum



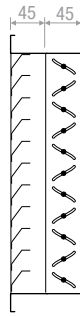
DISEGNI - DRAWINGS

GRI

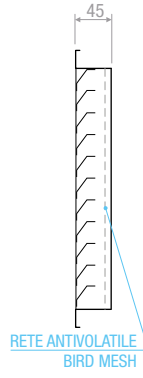
GRA



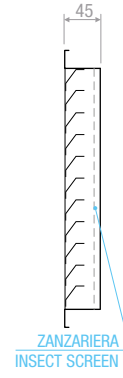
GRA + SC



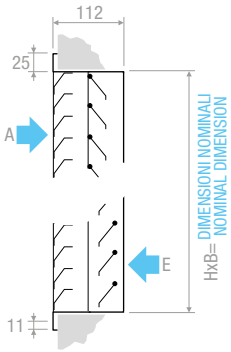
GRAR



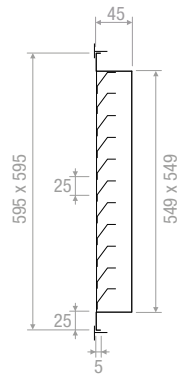
GRARZ



GRARSS



GRA 595x595



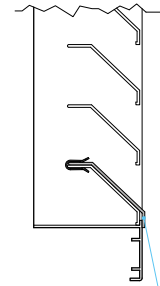
CT



CTKC

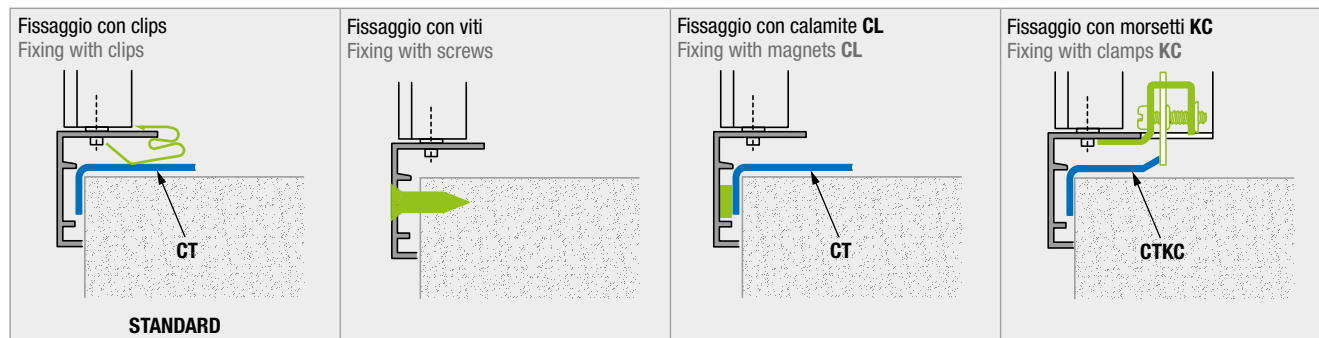


GRA + TEG



TEGOLA ANTIPIOGGIA AUMENTO PREZZO 5%
RAIN LIP PRICE INCREASE 5%

TIPO DI FISSAGGIO - TYPE OF FIXING

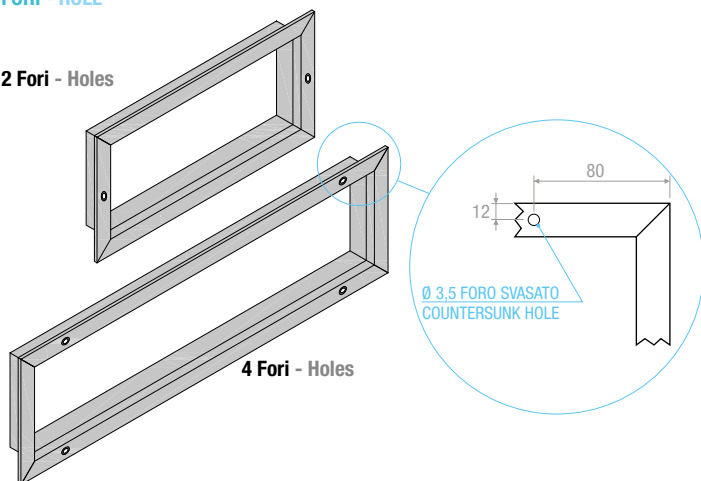


CL: - 8 € cadauna - each
Ogni griglia - Each grille: 4 CL

KC: - € cadauna - each
da - from 200x100 a - to 1000x300: 2 KC
da - from 400x400 a - to 1000x500: 4 KC

FORI - HOLE

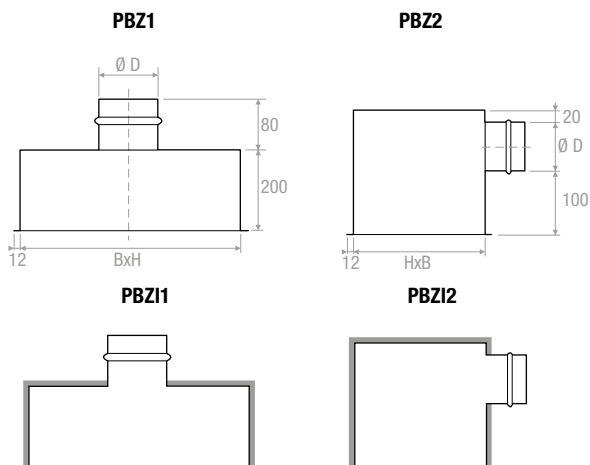
2 Fori - Holes



4 Fori - Holes

Quantità di fori per le viti di fissaggio Amount of holes for mounting screw					
Lato minore Smaller side	Lato maggiore - Longer side				
	200	250	300	350	≥400
100	2	2	2	4	4
150	2	2	2	4	4
200	2	2	2	4	4
≥250	2	2	2	4	4

DISEGNI - DRAWINGS



Plenum isolato esternamente spessore 6 mm
Plenum externally insulated thickness 6 mm



DIAGRAMMA SCELTA RAPIDA - QUICK SELECTION DIAGRAM

GRI

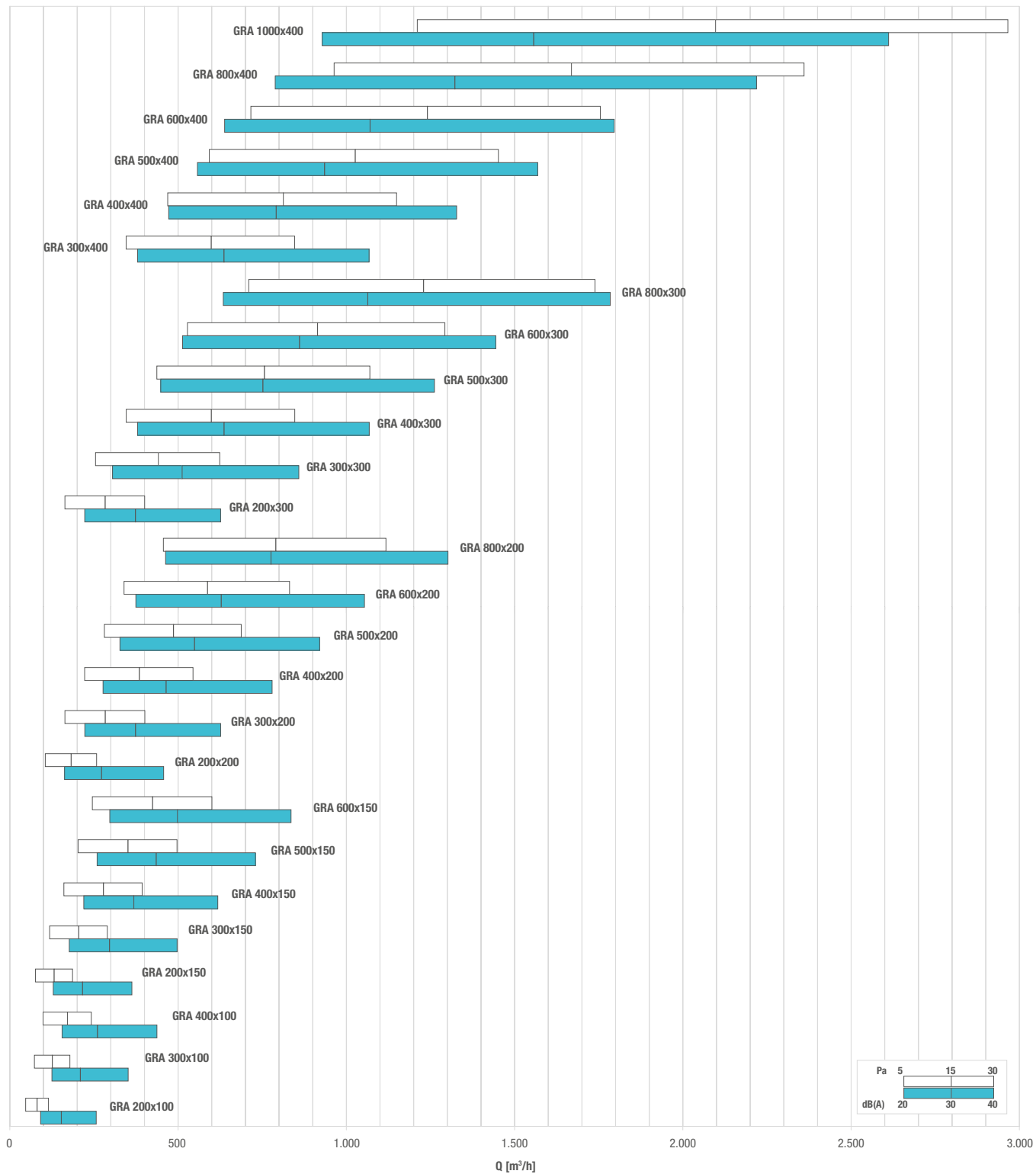


TABELLA DI SELEZIONE - SELECTION TABLE

Modello - Model	A _k [m ²]	Q [m ³ /h]		L _{wa} [dB(A)]		Dp _t [Pa]	
		min	max	min	max	min	max
GRA 200x100	0,0101	50	120	-	25	5	30
GRA 300x100	0,0157	70	180	-	27	5	30
GRA 400x100	0,0213	100	240	-	28	5	30
GRA 500x100	0,0269	120	310	-	30	5	30
GRA 600x100	0,0325	150	370	-	31	5	30
GRA 800x100	0,0437	200	500	-	33	5	30
GRA 1000x100	0,0548	250	620	-	34	5	30
GRA 1200x100	0,0660	310	750	-	35	5	30
GRA 200x150	0,0164	80	190	-	27	5	30
GRA 300x150	0,0255	120	290	-	30	5	30
GRA 400x150	0,0346	160	390	-	31	5	30
GRA 500x150	0,0437	200	500	-	33	5	30
GRA 600x150	0,0528	250	600	-	34	5	30
GRA 800x150	0,0709	330	810	-	35	5	30
GRA 1000x150	0,0891	410	1010	-	36	5	30
GRA 1200x150	0,1073	500	1220	20	38	5	30
GRA 200x200	0,0227	110	260	-	29	5	30
GRA 300x200	0,0353	160	400	-	31	5	30
GRA 400x200	0,0478	220	540	-	33	5	30
GRA 500x200	0,0604	280	690	-	34	5	30
GRA 600x200	0,0730	340	830	-	35	5	30
GRA 800x200	0,0982	460	1120	-	37	5	30
GRA 1000x200	0,1234	570	1400	21	38	5	30
GRA 1200x200	0,1486	690	1690	22	39	5	30
GRA 200x300	0,0352	160	400	-	31	5	30
GRA 300x300	0,0548	250	620	-	34	5	30
GRA 400x300	0,0744	350	850	-	36	5	30
GRA 500x300	0,0940	440	1070	-	37	5	30
GRA 600x300	0,1136	530	1290	21	38	5	30
GRA 800x300	0,1528	710	1740	22	40	5	30
GRA 1000x300	0,1920	890	2190	23	41	5	30
GRA 1200x300	0,2312	1070	2630	24	42	5	30
GRA 200x400	0,0478	220	540	-	33	5	30
GRA 300x400	0,0744	350	850	-	36	5	30
GRA 400x400	0,1010	470	1150	-	37	5	30
GRA 500x400	0,1276	590	1450	21	38	5	30
GRA 600x400	0,1542	720	1750	22	39	5	30
GRA 800x400	0,2073	960	2360	24	41	5	30
GRA 1000x400	0,2605	1210	2970	25	42	5	30
GRA 1200x400	0,3137	1460	3570	26	43	5	30
GRA 200x500	0,0603	280	690	-	34	5	30
GRA 300x500	0,0939	440	1070	-	37	5	30
GRA 400x500	0,1275	590	1450	21	38	5	30
GRA 500x500	0,1611	750	1830	23	40	5	30
GRA 600x500	0,1947	900	2220	23	41	5	30
GRA 800x500	0,2619	1220	2980	25	42	5	30
GRA 1000x500	0,3291	1530	3750	26	44	5	30
GRA 1200x500	0,3963	1840	4510	27	45	5	30
GRA 200x600	0,0729	340	830	-	35	5	30
GRA 300x600	0,1135	530	1290	21	38	5	30
GRA 400x600	0,1541	720	1750	22	40	5	30
GRA 500x600	0,1947	900	2220	23	41	5	30
GRA 600x600	0,2353	1090	2680	25	42	5	30
GRA 800x600	0,3165	1470	3600	26	44	5	30
GRA 1000x600	0,3977	1850	4530	28	45	5	30
GRA 1200x600	0,4789	2230	5450	29	46	5	30
GRA 200x800	0,0980	460	1120	-	37	5	30
GRA 300x800	0,1526	710	1740	22	40	5	30
GRA 400x800	0,2072	960	2360	24	41	5	30
GRA 500x800	0,2618	1220	2980	25	42	5	30
GRA 600x800	0,3164	1470	3600	26	44	5	30
GRA 800x800	0,4256	1980	4850	28	45	5	30
GRA 1000x800	0,5348	2490	6090	29	46	5	30
GRA 1200x800	0,6440	2990	7330	30	47	5	30
GRA 595x595	0,1957	910	2230	24	41	5	30

