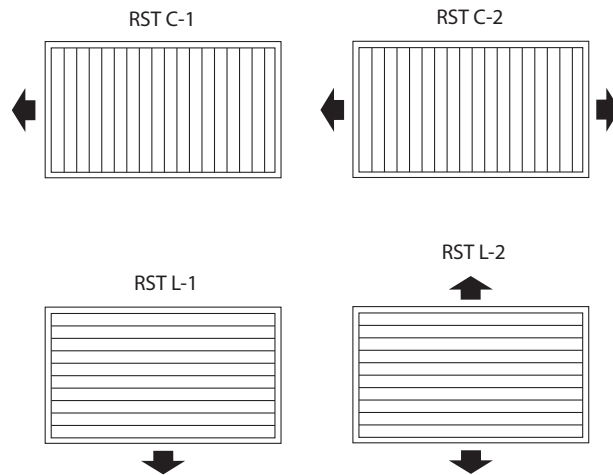



- Characteristics** Curved blade air diffuser 1,2 directions.
- Material** Extruded aluminium.
- Finish** Natural anodised.
- Fixing** By clips (frontal screws on request).  
By lock.



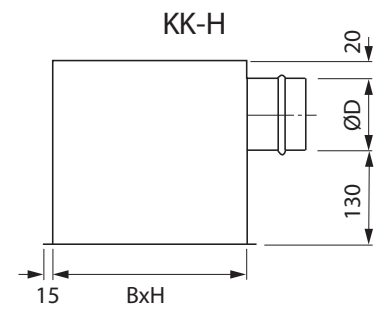
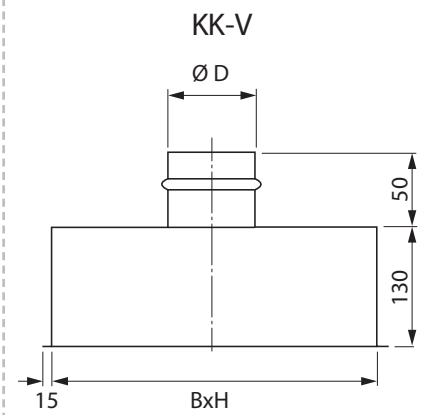
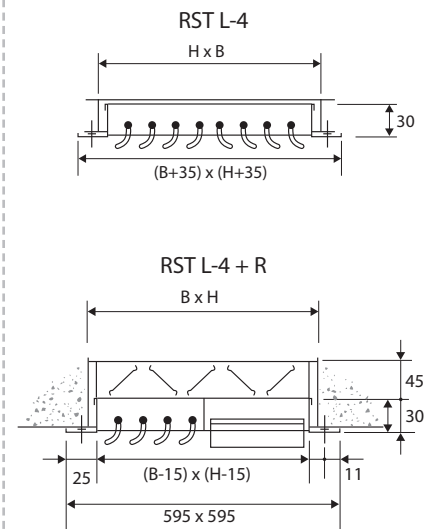
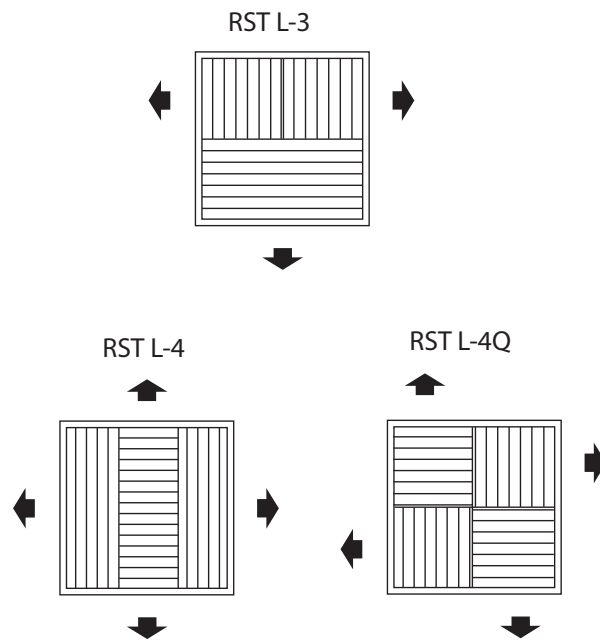


**Characteristics** Curved blade air diffuser 3,4 directions.

**Material** Extruded aluminium.

**Finish** Natural anodised.

**Fixing** By clips (frontal screws on request).  
By lock.



## Nominal dimensions $B \times H$ mm

The damper are available in  $B \times H$  combinations as shown in the table below:

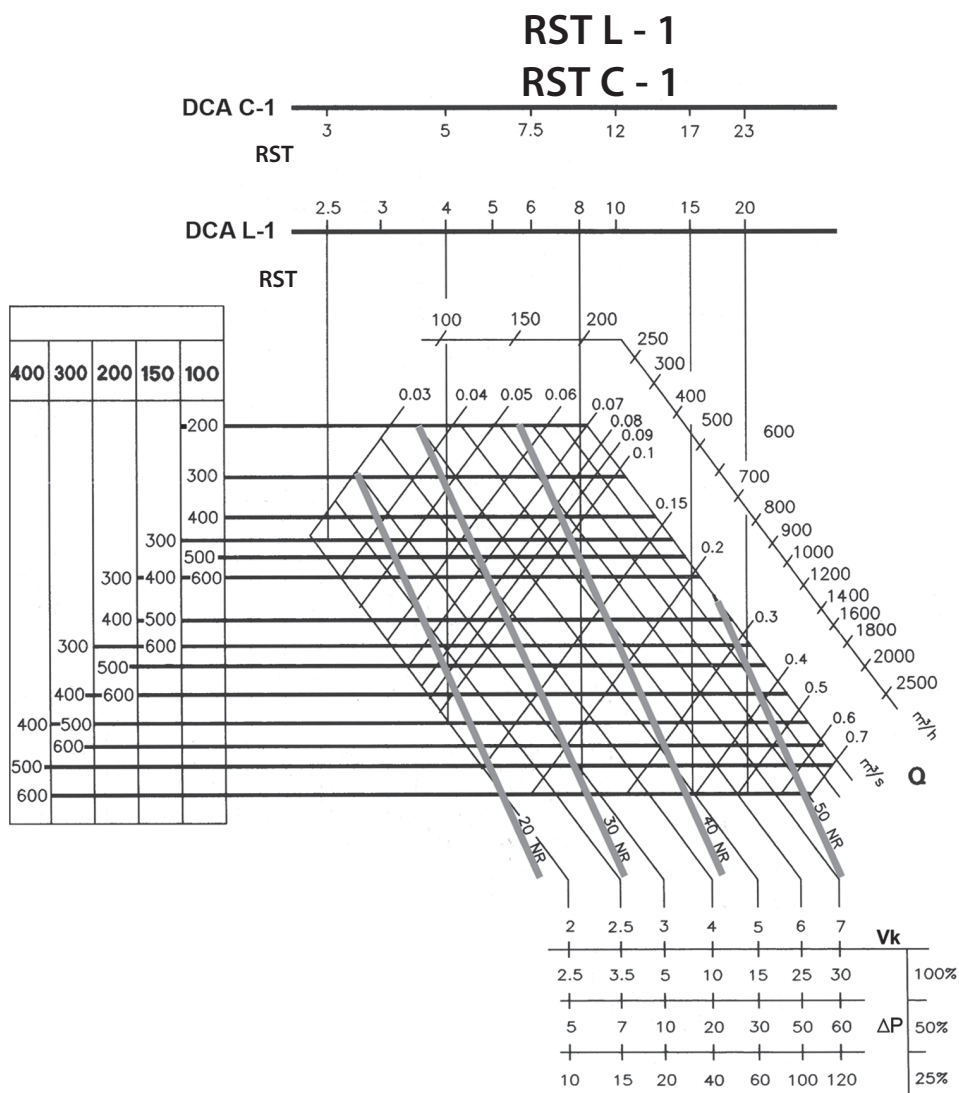
	Dimension [mm]						
$B$	115	215	315	415	515	610	615
$H$	115	165	215	315	415	610	

All sizes are available (example: 415 x 215 ...)

## Diagram of selection

Conditions: valid with ceiling effect; terminal velocity = 0,5 m/s

occupied zone relative velocity = 0,17 m/s; height of installation site = 2,8 m +/- 0,3 m

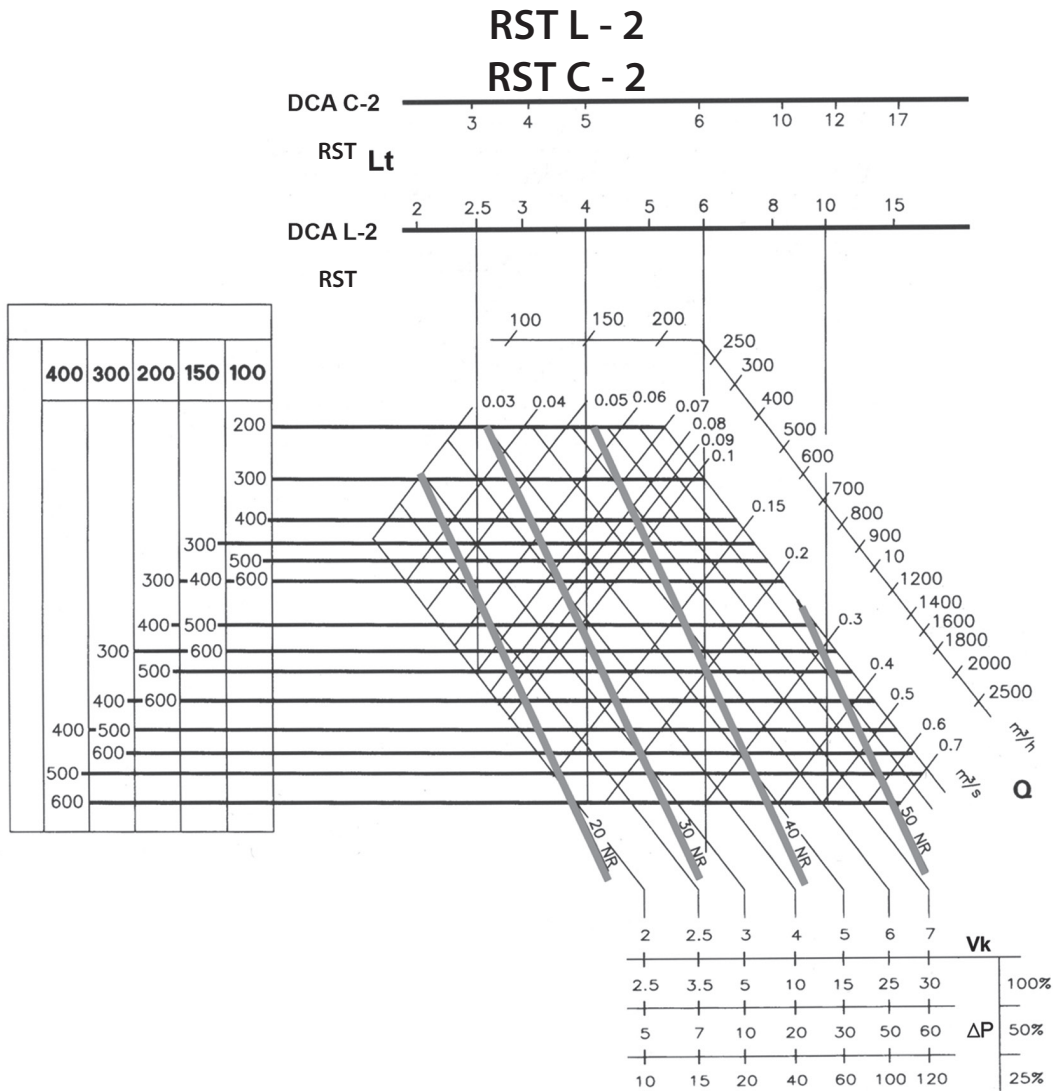


SYMBOL	DESCRIPTION
$Q$	Air flow (m³/s, m³/h)
$NR$	Noise level
$DP$	Pressure drop (Pa)
$Vk$	Air delivery velocity (m/s)
$Lt$	Throw (m)

## Diagram of selection

Conditions: valid with ceiling effect; terminal velocity = 0,5 m/s

occupied zone relative velocity = 0,17 m/s; height of installation site = 2,8 m +/- 0,3 m



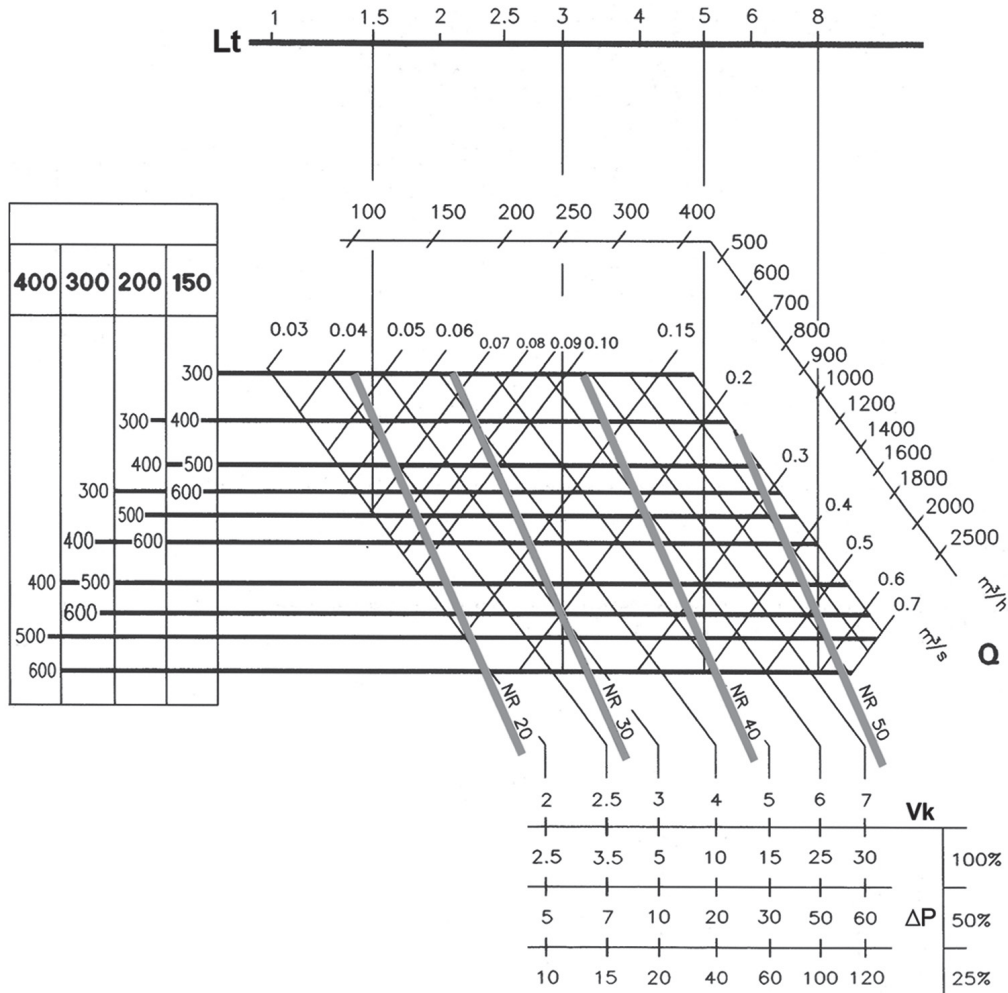
SYMBOL	DESCRIPTION
<b>Q</b>	Air flow (m <sup>3</sup> /s, m <sup>3</sup> /h)
<b>NR</b>	Noise level
<b>DP</b>	Pressure drop (Pa)
<b>Vk</b>	Air delivery velocity (m/s)
<b>Lt</b>	Throw (m)

## Diagram of selection

Conditions: valid with ceiling effect; terminal velocity = 0,5 m/s

occupied zone relative velocity = 0,17 m/s; height of installation site = 2,8 m +/- 0,3 m

### RST L - 3

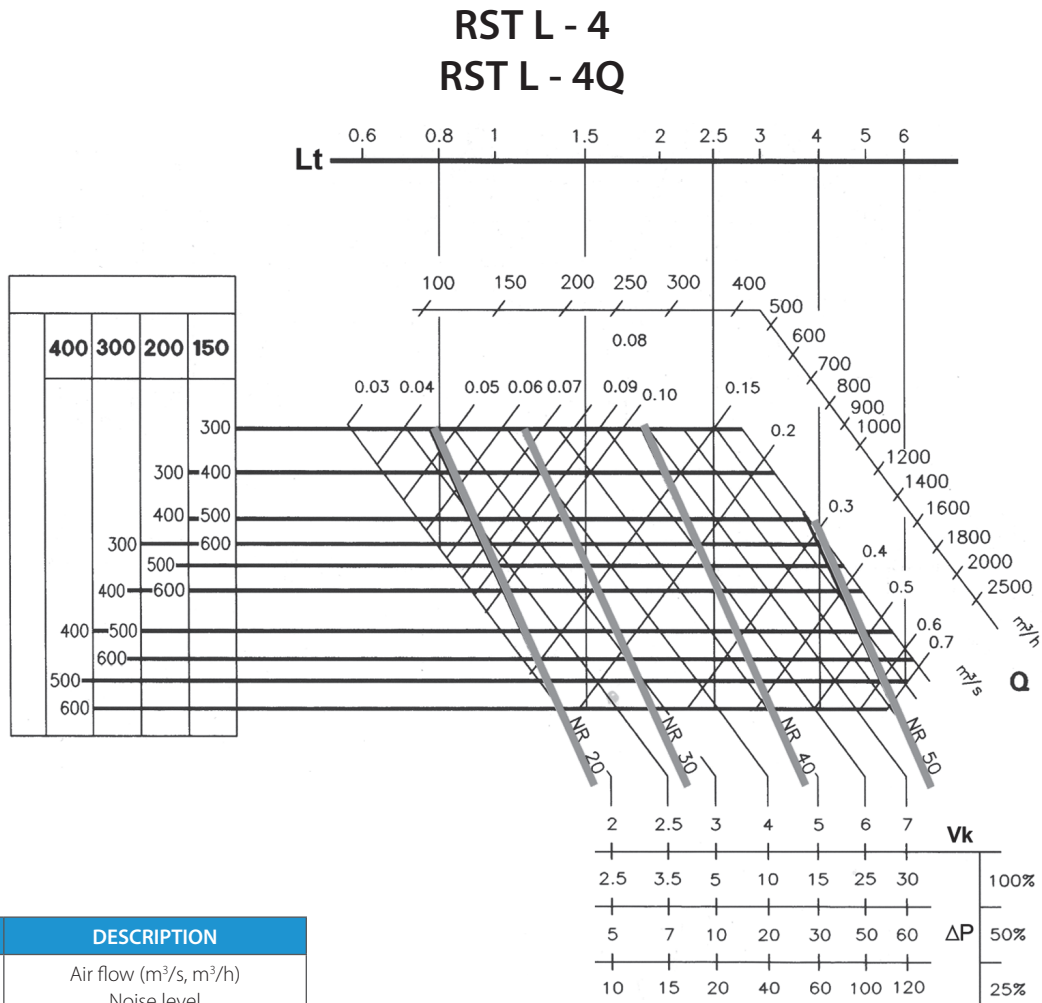


SYMBOL	DESCRIPTION
<b>Q</b>	Air flow ( $m^3/s$ , $m^3/h$ )
<b>NR</b>	Noise level
<b>DP</b>	Pressure drop (Pa)
<b>Vk</b>	Air delivery velocity (m/s)
<b>Lt</b>	Throw (m)

## Diagram of selection

Conditions: valid with ceiling effect; terminal velocity = 0,5 m/s

occupied zone relative velocity = 0,17 m/s; height of installation site = 2,8 m +/- 0,3 m



SYMBOL	DESCRIPTION
<b>Q</b>	Air flow (m <sup>3</sup> /s, m <sup>3</sup> /h)
<b>NR</b>	Noise level
<b>DP</b>	Pressure drop (Pa)
<b>Vk</b>	Air delivery velocity (m/s)
<b>Lt</b>	Throw (m)

## Selection key

**RST - L1 - R / 315 x 155 / O**

- With installation frame
- Nominal size
- With quantity setting kit
- L1/C1 ... 1 direction
- L2/C2 ... 2 directions
- L3/C3 ... 3 directions
- L4/C4 ... 4 directions
- Ceiling grille