

**CARATTERISTICHE:**

Diffusori a micro ugelli orientabili su pannello rettangolare.

COSTRUZIONE:

Materiale: Piastra in acciaio, cornice in alluminio, ugelli in nylon bianco.

Finitura: Bianco RAL 9010.

FISSAGGIO:

Installazione mediante viti (standard), clips.

ACCESSORI:

- Plenum in acciaio zincato standard e isolato.
- Serranda di taratura in acciaio zincato con alette a movimento contrapposto.
- Controtelaio di montaggio in lamiera di acciaio zincata.

CHARACTERISTICS:

Diffusers with adjustable micro nozzles arranged on a rectangular panel.

CONSTRUCTION:

Material: steel plate, aluminium frame, white nylon nozzles.

Finish: White RAL 9010.

FIXING:

By using screws (Standard), Clips.

ACCESSORIES:

- Galvanized steel plenum, standard or insulated.
- Calibration damper made of galvanized steel and fins with opposite movement.
- Mounting counterframes made of galvanized steel sheet.

PREZZI - PRICES








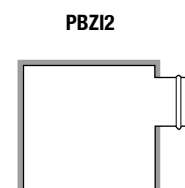
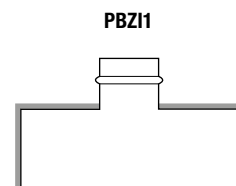
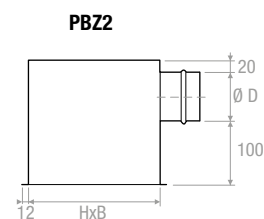
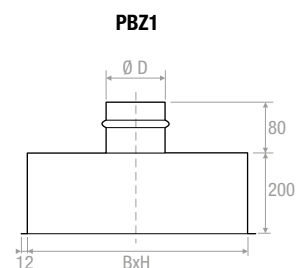
								
BxH	Nr ugelli Nr nozzles	GUR	SC	CT	PBZ1	PBZ11	PBZ2	PBZ12
mm		€	€	€	€	€	€	€
200x100	3							
300x100	5							
400x100	7							
500x100	9							
600x100	11							
700x100	13							
800x100	15							
1000x100	19							
1200x100	23							
300x150	10							
400x150	14							
500x150	18							
600x150	22							
700x150	26							
800x150	30							
1000x150	38							
1200x150	46							
300x200	15							
400x200	21							
500x200	27							
600x200	33							
700x200	39							
800x200	45							
1000x200	57							
1200x200	69							
400x250	28							
500x250	36							
600x250	44							
700x250	52							
800x250	60							
1000x250	76							
1200x250	92							
500x300	45							
600x300	55							
700x300	65							
800x300	75							
1000x300	95							
1200x300	115							

TABELLA DI SELEZIONE - SELECTION TABLE

Modello Model	Q [m ³ /h]		L _{wa} [dB(A)]		X _(0,25) -Y _(0,25) [m]		Dp _t [Pa]	
	min	max	min	max	min	max	min	max
200x100	5	25	21	29	1,7	6,7	5	55
300x100	10	40	21	29	1,7	6,7	5	55
400x100	15	55	21	29	1,7	6,7	5	55
500x100	20	70	21	29	1,7	6,7	5	55
600x100	25	85	21	29	1,7	6,7	5	55
700x100	30	100	21	29	1,7	6,7	5	55
800x100	35	115	21	29	1,7	6,7	5	55
1000x100	45	145	21	29	1,7	6,7	5	55
1200x100	55	175	21	29	1,7	6,7	5	55
300x150	25	75	23	32	1,9	6,9	5	55
400x150	30	110	23	32	1,9	6,9	5	55
500x150	40	140	23	32	1,9	6,9	5	55
600x150	50	170	23	32	1,9	6,9	5	55
700x150	60	200	23	32	1,9	6,9	5	55
800x150	70	230	23	32	1,9	6,9	5	55
1000x150	90	290	23	32	1,9	6,9	5	55
1200x150	105	355	23	32	1,9	6,9	5	55
300x200	35	115	25	34	2,1	7,3	5	55
400x200	50	160	25	34	2,1	7,3	5	55
500x200	60	205	25	34	2,1	7,3	5	55
600x200	75	255	25	34	2,1	7,3	5	55
700x200	90	300	25	34	2,1	7,3	5	55
800x200	105	345	25	34	2,1	7,3	5	55
1000x200	130	440	25	34	2,1	7,3	5	55
1200x200	160	530	25	34	2,1	7,3	5	55
400x250	65	215	27	36	2,4	7,7	5	55
500x250	85	275	27	36	2,4	7,7	5	55
600x250	100	340	27	36	2,4	7,7	5	55
700x250	120	400	27	36	2,4	7,7	5	55
800x250	140	460	27	36	2,4	7,7	5	55
1000x250	175	585	27	36	2,4	7,7	5	55
1200x250	210	705	27	36	2,4	7,7	5	55
500x300	105	345	29	38	2,6	7,9	5	55
600x300	125	425	29	38	2,6	7,9	5	55
700x300	150	500	29	38	2,6	7,9	5	55
800x300	175	575	29	38	2,6	7,9	5	55
1000x300	220	730	29	38	2,6	7,9	5	55
1200x300	265	885	29	38	2,6	7,9	5	55



Plenum isolato esternamente spessore 6 mm
Plenum externally insulated thickness 6 mm

DISEGNI - DRAWINGS

