

AQNT



PREZZI - PRICES

AQNT	BxH	AQNT	SCN	PDZ1	PDZ11	PDZ2	PDZ12
	mm	€	€	€	€	€	€
AQNT1	450x450 (595 esterno cornice)						
AQNT2							
AQNT3							
AQNT4							

CARATTERISTICHE:

Diffusori multidirezionali a 4 vie su pannello 595x595 con parte centrale chiusa.

COSTRUZIONE:

Alluminio verniciato bianco RAL 9010.

IMPIEGO:

A soffitto, in mandata e ripresa.
Altezza di installazione: 2,5-3,1 m.

FISSAGGIO:

Fissaggio a viti nascoste posizionate sul collo del diffusore.

ACCESSORI:

- Plenum in acciaio zincato standard o isolato, con o senza rete equalizzatrice.
- Serranda di taratura in acciaio zincato con alette a movimento contrapposto.

CHARACTERISTICS:

Multidirection diffuser with 4 ways on 595x595 panel and closed central plug.

CONSTRUCTION:

Aluminium painted white RAL 9010.

UTILIZATION:

For ceiling installation and for air intake and delivery.
Installation height: 2,5-3,1 m.

FIXING:

Fixing by using screws on the diffuser neck.

ACCESSORIES:

- Galvanized steel plenum, standard or insulated, with or without equalizer sheet.
- Calibration damper made of galvanized steel and fins with opposite movement.

DISEGNI - DRAWINGS

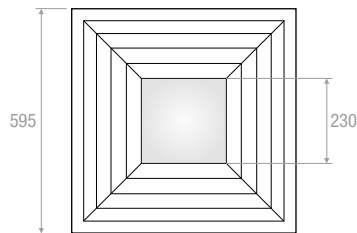
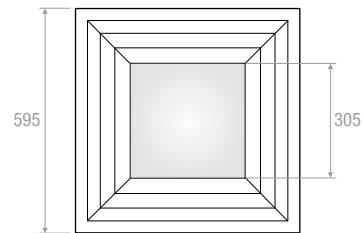
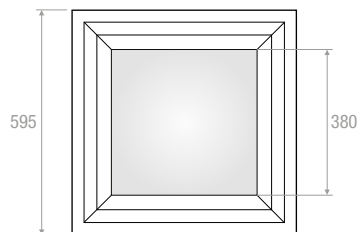
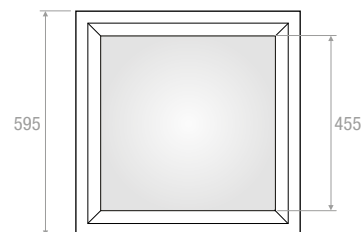
AQNT4 (4 feritoie - 4 slots)**AQNT3 (3 feritoie - 3 slots)****AQNT2 (2 feritoie - 2 slots)****AQNT1 (1 feritoie - 1 slot)**

DIAGRAMMA SCELTA RAPIDA - QUICK SELECTION DIAGRAM

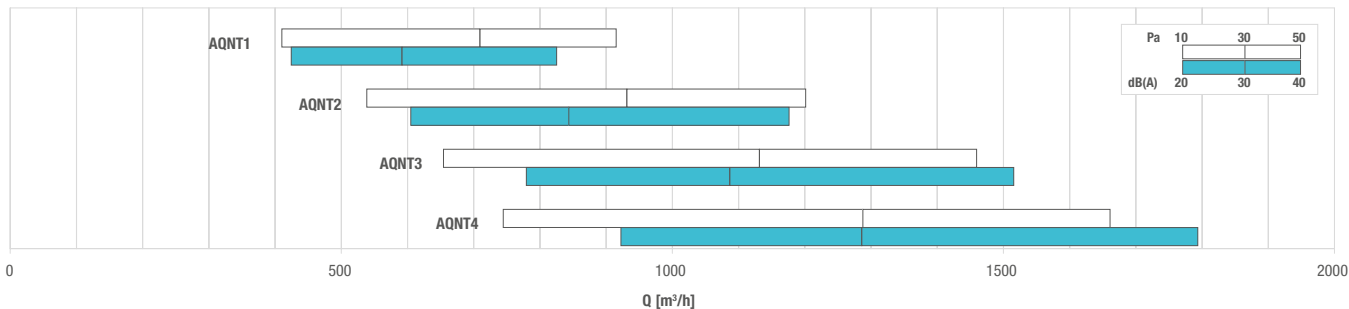
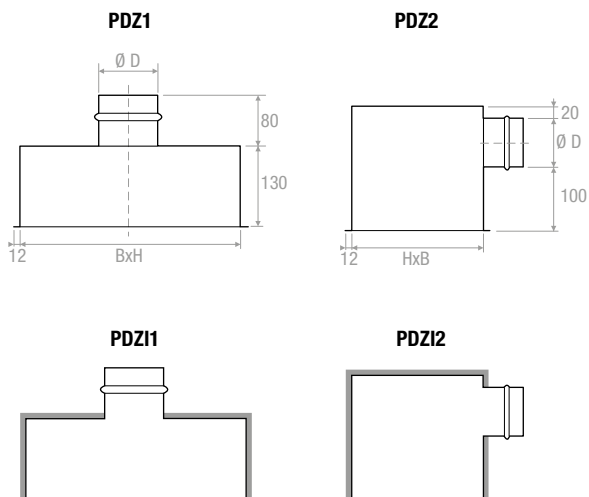


TABELLA DI SELEZIONE - SELECTION TABLE


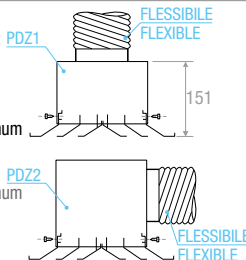
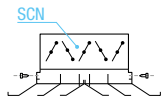
Modello - Model	A _x [m²]	No. Vie N. way	Q [m³/h]		L _{WA} [dB(A)]		X _(0,25) [m]		Dp _t [Pa]	
			min	max	min	max	min	max	min	max
AQNT4	0,0698	4	740	1660	< 20	38	1,18	5,88	10	50
AQNT3	0,0631	4	650	1460	< 20	39	1,19	5,97	10	50
AQNT2	0,0542	4	540	1200	< 20	41	1,22	6,10	10	50
AQNT1	0,0438	4	410	920	< 20	43	1,26	6,29	10	50

DISEGNI - DRAWINGS



Plenum isolato esternamente spessore 6 mm
Plenum externally insulated thickness 6 mm

MONTAGGIO E RACCORDO - MOUNTING AND CONNECTIONG

<p>RACCORDO SUL CANALE QUADRATO CONNECTING TO SQUARE DUCT</p> <p>Inscatolare il diffusore nel canale. Fissare il diffusore con viti. Insert the diffuser into the duct. Fix the diffuser by screws.</p> 	<p>RACCORDO SUL CANALE FLESSIBILE CON PLENUM CONNECTING TO FLEXIBLE DUCT BY PLENUM</p> <p>Inscatolare il diffusore nel plenum PDZ1 PDZ2. Fissare il diffusore con viti. Insert the diffuser into the plenum PDZ1 PDZ2. Fix the diffuser by screws.</p> 	<p>TARATURA REFISTERING</p> <p>Possibilità di installare una serranda in ogni configurazione. Fissare con clips la serranda sul diffusore. It is possible to install a damper for any configuration. Fix the damper by clips on the diffuser.</p> 
--	--	--