

**CARATTERISTICHE:**

Diffusori multidirezionali a 4 vie con parte centrale asportabile.

**COSTRUZIONE:**

Alluminio verniciato bianco RAL 9010.

**IMPIEGO:**

A soffitto, in mandata e ripresa.

Altezza di installazione: 2,5-3,1 m.

**FISSAGGIO:**

Fissaggio a viti nascoste posizionate sul collo del diffusore.

**ACCESSORI:**

- Plenum in acciaio zincato standard o isolato, con o senza rete equalizzatrice.
- Serranda di taratura in acciaio zincato con alette a movimento contrapposto.

**CHARACTERISTICS:**

Multi-directional 4-way diffusers with removable central part.

**CONSTRUCTION:**

Aluminium powder coated white RAL 9010.

**UTILIZATION:**

For ceiling installation and for air intake and delivery.  
Installation height: 2,5-3,1 m.

**FIXING:**

By using screws on the diffuser neck.

**ACCESSORIES:**

- Galvanized steel plenum, standard or insulated, with or without equalizer sheet.
- Calibration damper made of galvanized steel and fins with opposite movement.

**PREZZI - PRICES**

■ STOCK

BxH	AQN	BOX	PALLET	SCN	PDZ1	PDZ11	PDZ2	PDZ12
mm	€	PEZZI PIECES	PEZZI PIECES	€	€	€	€	€
<b>150x150</b>		8	240					
<b>225x225</b>		8	128					
<b>300x300</b>		8	64					
<b>375x375</b>		8	48					
<b>450x450</b>		8	48					
<b>600x600</b>		6	42					

**MISURE - MEASURES**

BxH mm	A mm	B mm	C mm	D mm	E mm
<b>150x150</b>	144	128	294	50	240x240
<b>225x225</b>	219	203	369	50	315x315
<b>300x300</b>	294	278	444	50	390x390
<b>375x375</b>	369	353	519	50	465x465
<b>450x450</b>	444	428	594	50	540x540
<b>600x600</b>	597	580	745	50	690x690

**ACCESSORI - ACCESSORIES**

Attacco plenum PDZ1 PDZ2 - Spigot plenum PDZ1 PDZ2	
BxH mm	Ø D
<b>150x150</b>	122
<b>225x225</b>	147
<b>300x300</b>	197
<b>375x375</b>	197
<b>450x450</b>	247
<b>600x600</b>	297

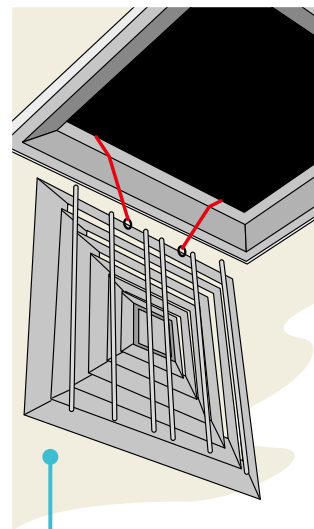
**SAFETY INSTALLATION****SISTEMA DI SICUREZZA  
SAFETY SYSTEM**

DIAGRAMMA SCELTA RAPIDA - QUICK SELECTION DIAGRAM

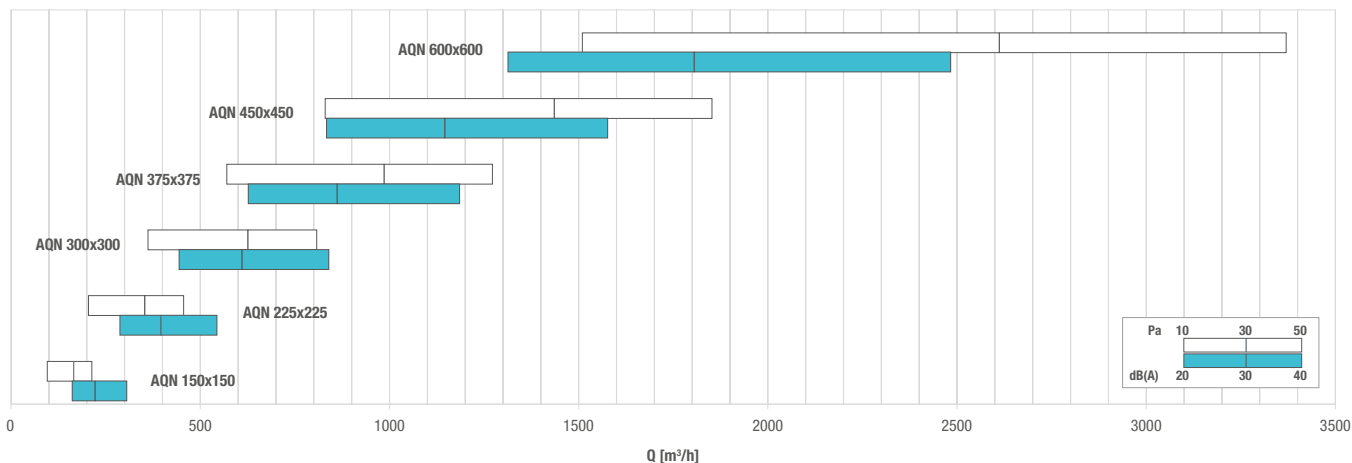
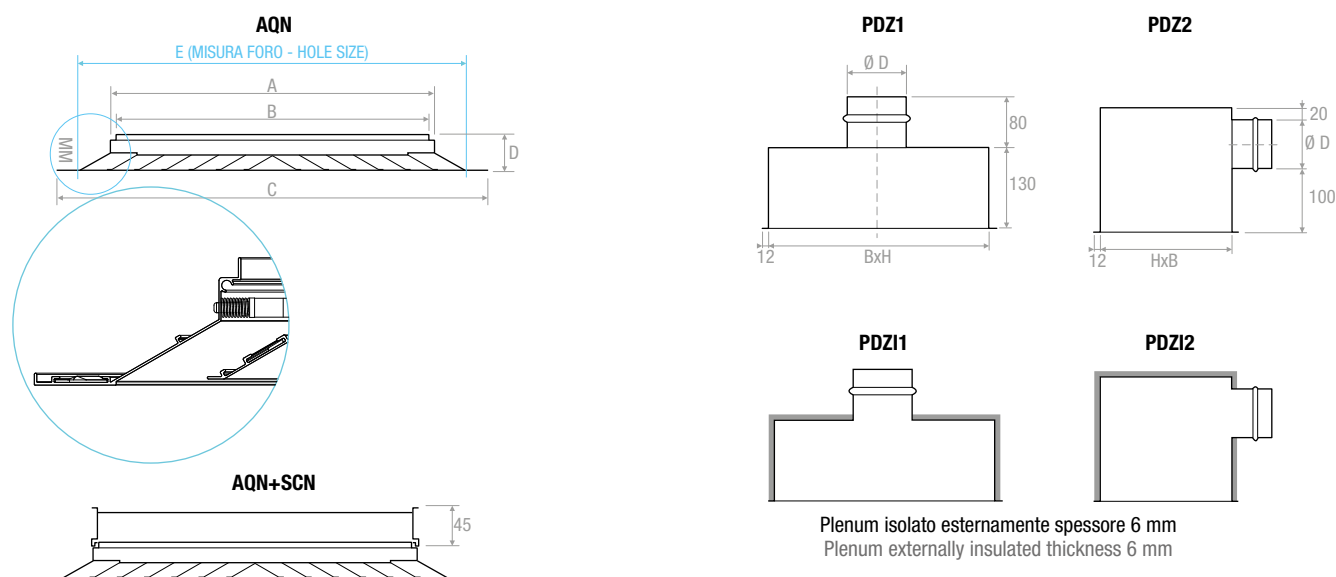



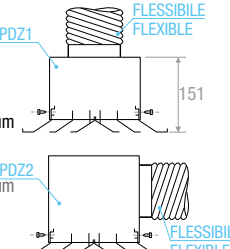
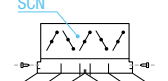
TABELLA DI SELEZIONE - SELECTION TABLE

BxH mm	A <sub>v</sub> [m²]	No. Vie N. way	Q [m³/h]		L <sub>wa</sub> [dB(A)]		X <sub>0,25</sub> [m]		Dp <sub>t</sub> [Pa]	
			min	max	min	max	min	max	min	max
AQN 150x150	0,0094	4	100	210	< 20	29	0,80	3,99	10	50
AQN 225x225	0,0194	4	200	460	< 20	34	0,92	4,61	10	50
AQN 300x300	0,0332	4	360	810	< 20	39	1,03	5,14	10	50
AQN 375x375	0,0511	4	570	1270	< 20	42	1,12	5,60	10	50
AQN 450x450	0,0729	4	830	1850	< 20	45	1,20	6,01	10	50
AQN 600x600	0,1284	4	1510	3370	24	50	1,35	6,73	10	50

DISEGNI - DRAWINGS



MONTAGGIO E RACCORDO - MOUNTING AND CONNECTIONS

<p><b>RACCORDO SUL CANALE QUADRATO</b> CONNECTING TO SQUARE DUCT</p> <p>Inscatolare il diffusore nel canale. Fissare il diffusore con viti. Insert the diffuser into the duct. Fix the diffuser by screws.</p> 	<p><b>RACCORDO SUL CANALE FLESSIBILE CON PLENUM</b> CONNECTING TO FLEXIBLE DUCT BY PLENUM</p> <p>Inscatolare il diffusore nel plenum PDZ1 PDZ2. Fissare il diffusore con viti. Insert the diffuser into the plenum PDZ1 PDZ2. Fix the diffuser by screws.</p> 	<p><b>TARATURA</b> REFISTERING</p> <p>Possibilità di installare una serranda in ogni configurazione. Fissare con clips la serranda sul diffusore. It is possible to install a damper for any configuration. Fix the damper by clips on the diffuser.</p> 
--	---	--